

Agro-processing Annual Brief for 2023

Directorate: Agro-processing Support

Highlights of 2023

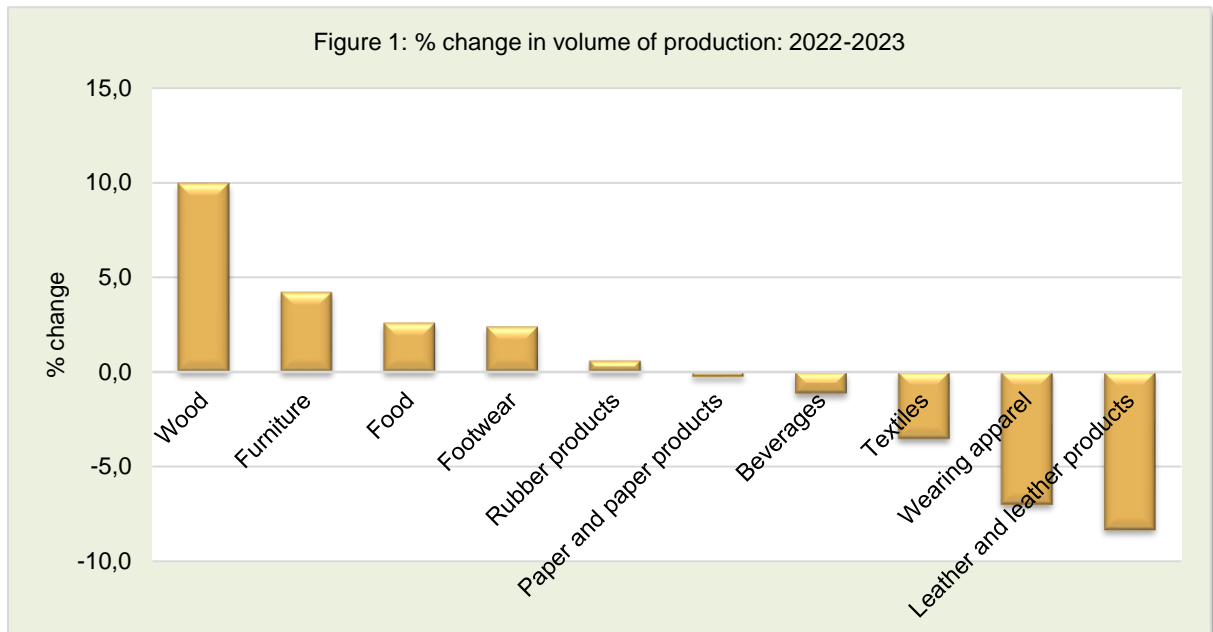
In 2023, the annual agro-processing sector's seasonally adjusted volume of production rebounded by 0,6% from a 1,2% growth in the previous year.

In 2023, the annual agro-processing sector's value of sales rose by 9,6% from an 8,0% growth in 2022. Therefore, sales increased from R421 529,4 million in 2022 to about R461 842,5 million in 2023.

The agro-processing sector's annual trade deficit contracted by 30,0% in 2023 from a 24,5% growth in 2022. This translates to a trade deficit widening from R62 132,7 million in 2022 to R43 492,1 million in 2023.

Annual employment in the agro-processing sector moderated by 1,6% in 2023 following a 4,2% growth recorded in 2022. This represents an increase of about 7 456 jobs in 2023 as compared to 2022.

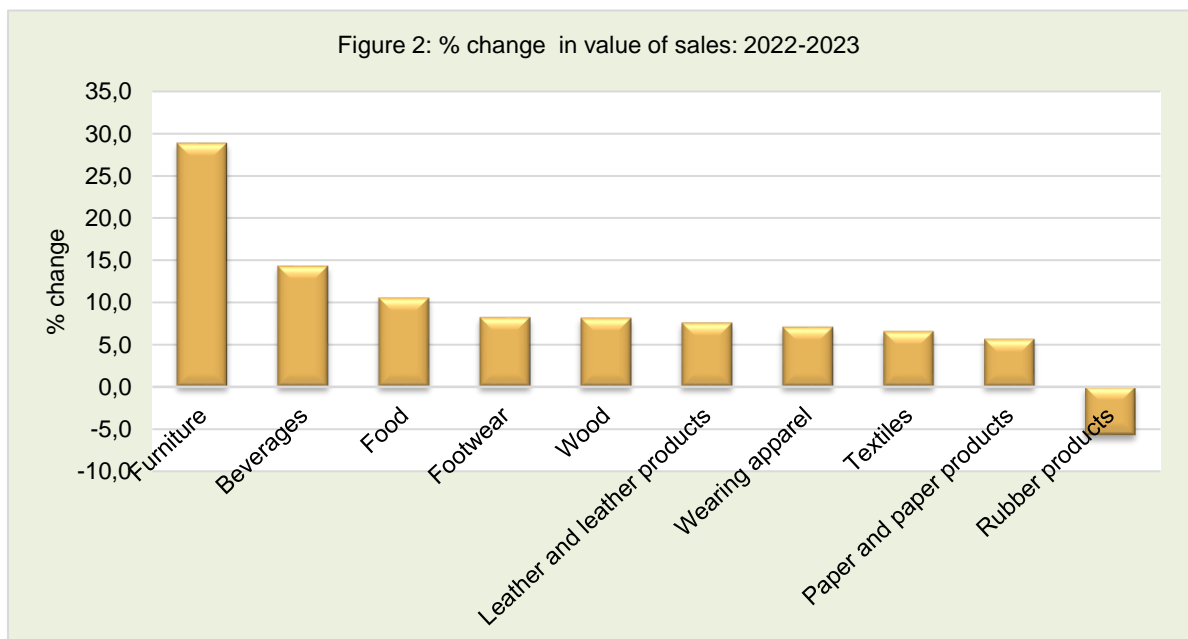
1. Volume of production



Source: Statistics SA, 2024

During 2023, the agro-processing sector's seasonally adjusted volume of production rebounded by 0,6% from a 1,2% contraction in the previous year. The following divisions rebounded in 2023: food (2,6%), footwear (2,4%), wood (10,0%) and furniture (4,2%). The beverages (1,1%), wearing apparel (7,0%) and leather and leather products (8,3%) divisions contracted. The textiles (3,5%) and paper and paper products (0,3%) divisions receded further, while the rubber products division moderated by 0,6% (see Figure 1).

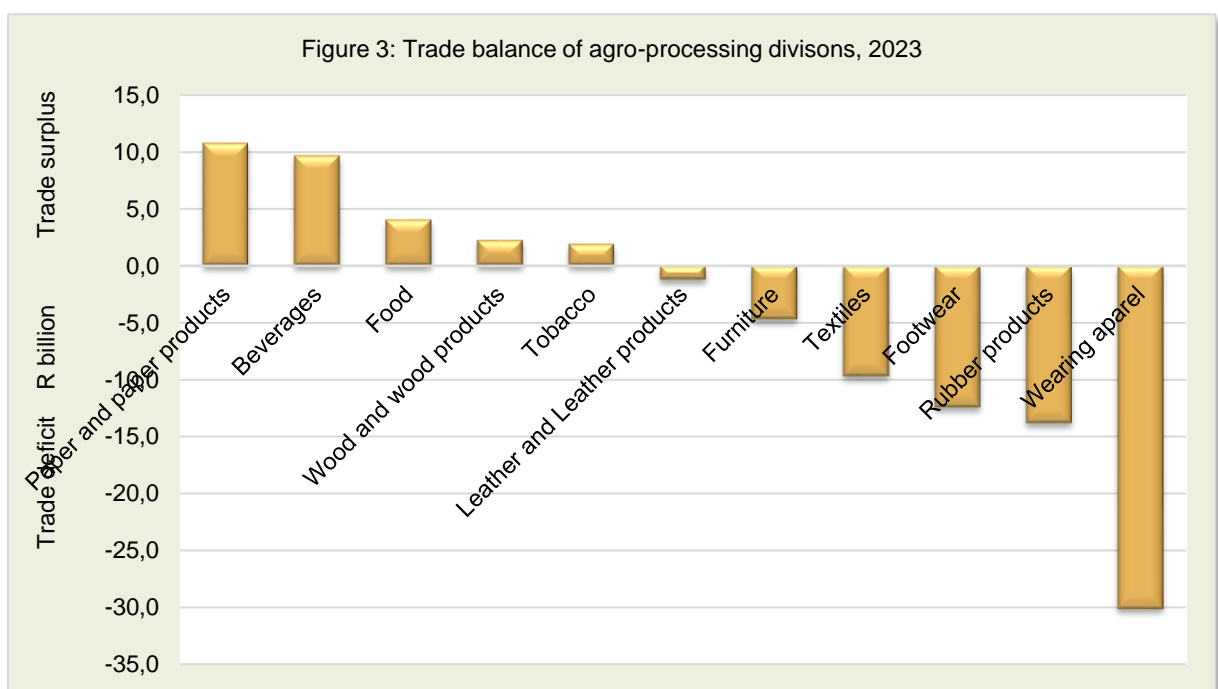
2. Sales



Source: Statistics SA, 2024

In 2023, the annual agro-processing sector's seasonally adjusted value of sales rose by 9,6% from an 8,0% growth in 2022. Therefore, sales increased from R421 529,4 million in 2022 to about R461 842,5 million in 2023. The seasonally adjusted value of sales for the following divisions moderated during the period: textiles (6,6%), wearing apparel (7,1%), leather and leather products (7,6%), footwear (8,3%), wood (8,2%) and paper and paper products (5,7%). The food (10,6%) and beverages (14,4%) divisions expanded and the rubber division contracted (5,8%), while the furniture division rebounded by 28,9% (see Figure 2).

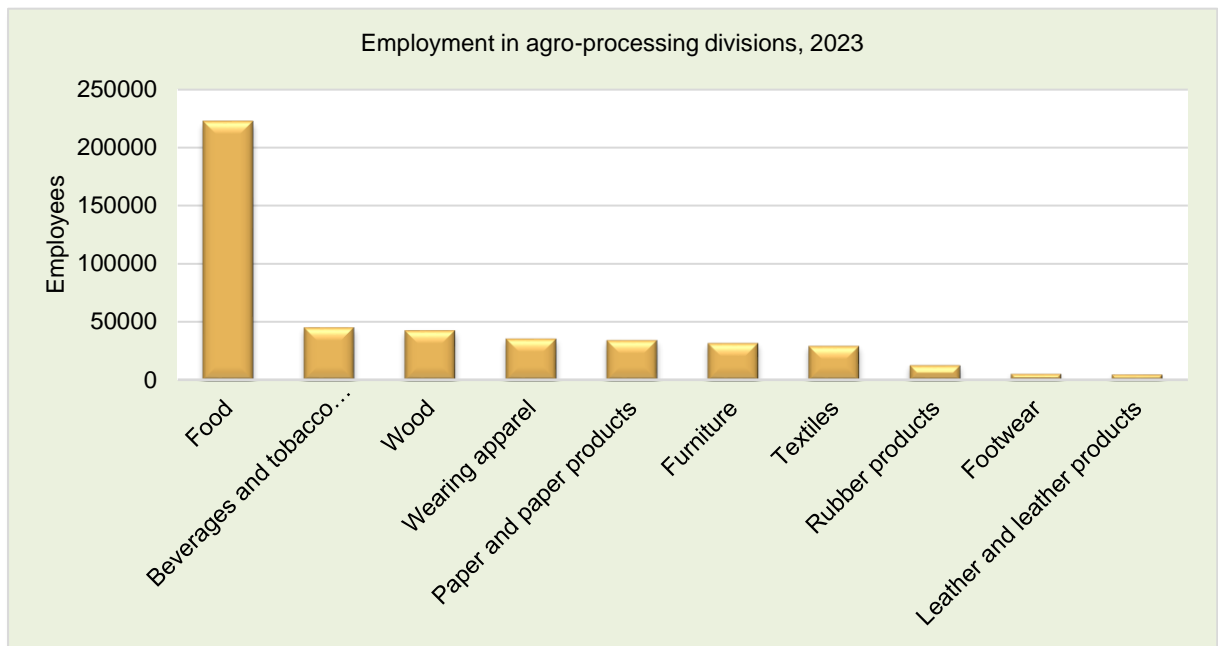
3. Trade



Source: Quantec, 2024

The agro-processing sector's trade deficit contracted by 30,0% in 2023 from a 24,5% growth in 2022. This translates to a trade deficit widening from R62 132,7 million in 2022 to R43 492,1 million in 2023. The following divisions registered a positive trade balance during the period: paper and paper products (R10,8 billion), beverages (R9,7 billion), food (R4,1 billion), wood and wood products (R2,3 billion) and tobacco (R1,9 billion). However, the following divisions recorded a negative trade balance: wearing apparel (R30,1 billion), rubber products (R13,8 billion), footwear (R12,5 billion), textiles (R4,7 billion), furniture (R4,7 billion) and leather and leather products (R1,2 billion) (see Figure 3).

4. Employment



Source: Statistics SA 2024

Figure 4 above shows employment in the agro-processing divisions in 2023. Employment in the agro-processing sector moderated by 1,6% in 2023 following a 4,2% growth recorded in 2022. This represents an increase of about 7 456 jobs in 2023 as compared to 2022. In 2023, the employment in the agro-processing divisions were as follows: food (222 693), beverages and tobacco (45 537), wood (42 978), wearing apparel (36 034), paper and paper products (34 492), textiles (29 437), rubber (13 103), footwear (5 532) and leather and leather products (5 053).

All correspondence can be addressed to:

The Director: Agro-processing Support

Private Bag X416, Pretoria, 0001, South Africa

Tel.: +27 (12) 319 8458/8457

Fax: +27(12) 319 8093

E-mail: VictorTh@dalrrd.gov.za

This publication is also available on the internet at:

<http://www.dalrrd.gov.za>

This document has been compiled by the Department of Agriculture, Land Reform and Rural Development and every effort has been made to ensure the accuracy and thoroughness of the information contained herein and the department cannot be held responsible for any errors, omissions or inaccuracies in such information and data, whether inadvertent or otherwise. The Department of Agriculture, Land Reform and Rural Development therefore accepts no liability that can be incurred resulting from the use of this information.